


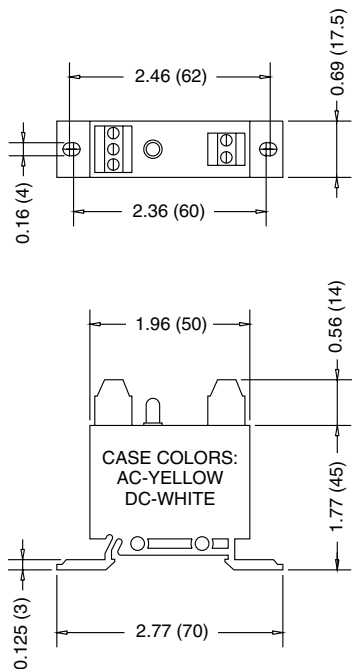
DIGITAL I/O MODULES

DIN-RAIL MOUNTABLE INPUT MODULES

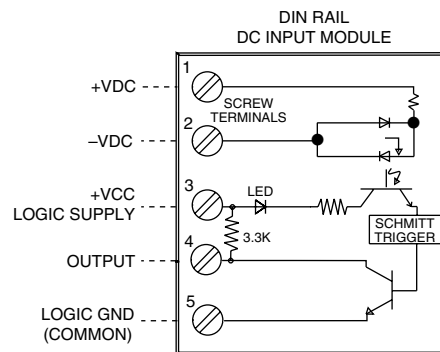
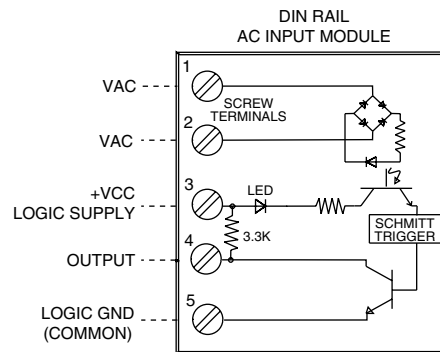


FEATURES:

- CE Compliant
- DIN-Rail Mountable Single Point Input Modules
- AC Inputs for 24 V, 120 V, 240 V
- DC Inputs for 3.3 to 32 V, 10 to 48 V
- UL Recognized (E46203)/CSA Certified (38595)
- 4 kV Optical Isolation
- Open-Collector Output, with LED Indicator
- Input and Output Barrier Strips Accept 14 to 28 AWG Wire
- Configured for Panel Mounting



DIMENSIONS: INCHES (MILLIMETERS)
TOLERANCE: ± 0.020 (± 0.50)



(EQUIVALENT CIRCUIT DIAGRAMS)

Products and specifications subject to change without notice.
Consult factory for application assistance.

DIGITAL I/O MODULES

DIN-RAIL MOUNTABLE INPUT MODULES

INPUT SPECIFICATIONS: (1)

Model Number	DRIAC5 DRIAC24	DRIAC5A DRIAC24A	DRIDC5 DRIDC24	DRIDC5A DRIDC24A
Parameter				
Nominal Voltage	120 VAC	240 VAC	5-28 VDC	12-48 VDC
Maximum Voltage	140 VAC/VDC	280 VAC/VDC	32 VDC/VAC	48 VDC
Minimum Voltage	90 VAC/VDC	180 VAC/VDC	4.0 VDC/VAC	10 VDC
Resistance (2)	28 kΩ	75 kΩ	1 kΩ	2 kΩ
Maximum Current (3)	5.0 mArms	5.0 mArms	34 mA	34 mA
Drop-out Current (4)	2.0 mArms	1.5 mArms	1.0 mA	1.0 mA
Allowable Current/	2.5 mArms	2.0 mArms	1.5 mA	1.5 mA
Voltage for No Output (5)	50 VAC/VDC	50 VAC/VDC	2.0 VDC	4.0 VDC

OUTPUT SPECIFICATIONS: (1)

Model Number	DRIAC5 DRIAC5A DRIDC5 DRIDC5A	DRIAC24 DRIAC24A DRIDC24 DRIDC24A	Units
Parameter			
Nominal Logic Supply Voltage	5.0	24.0	VDC
Maximum Logic Supply Voltage	6.0	30.0	VDC
Minimum Logic Supply Voltage	3.0	20.0	VDC
Maximum Logic Supply Current (6)	28.0	28.0	mA
Maximum Logic Supply Leakage Current (7)	10.0	10.0	μA
Maximum Voltage (8)	30.0	30.0	VDC
Maximum Current (9)	50.0	50.0	mA
Maximum Leakage Current (10)	10.0	10.0	μA
Maximum Voltage Drop (11)	0.2	0.2	VDC

GENERAL SPECIFICATIONS: (1)

Model Number	DRIAC5 DRIAC5A DRIAC24 DRIAC24A	DRIDC5 DRIDC5A DRIDC24 DRIDC24A	Units
Parameter			
Operating Temperature Range	-30 to 80	-30 to 80	°C
Storage Temperature Range	-40 to 100	-40 to 100	°C
Maximum Turn-on Time (12)	20	1.0	mSec
Maximum Turn-off Time (12)	30	1.0	mSec
Input/Output Isolation Voltage (13)	4000	4000	VAC
Input/Output Capacitance (typical)	8	8	pF
Line Frequency Range	47 to 63	DC	Hertz

TABLE OF MODEL NUMBER SUFFIXES IDENTIFYING OPTIONAL FEATURES

Suffix	Feature
A	High voltage versions (240 VAC for AC modules), (48 VDC for DC modules).

Notes:

- (1) Specifications apply to an ambient temperature of -30 to 80°C unless otherwise noted.
- (2) Resistance values for IAC modules are effective impedance values at 25°C.
- (3) Measured at maximum specified input voltage, 25°C.
- (4) Defined as the maximum current allowed through the module's input to guarantee that the output will switch from "on" to "off." Higher currents may result in the output remaining in the "on" state.
- (5) Defined as the maximum current allowed through the module's input that will not switch the module's output state from "off" to "on."
- (6) At maximum specified logic supply voltage and 25°C.
- (7) At maximum specified logic voltage and 25°C.
- (8) Maximum allowable applied voltage across open collector output transistor. Factory recommends this voltage not exceed logic voltage.
- (9) Maximum allowable sinking current through open collector output transistor.
- (10) At maximum output voltage and 25°C.
- (11) At maximum allowable output current and 25°C.
- (12) At nominal logic supply voltage, 25 mA output sinking current, nominal input voltage and 25°C.
- (13) At 25°C for 1 second maximum duration.

Products and specifications subject to change without notice.
Consult factory for application assistance.